



P L E G A
—

Catalogue 2023

PLEGA: Your Partner in Empowering Independence and Quality of Life

Dear Occupational Therapists and Allied Health Professionals,

I am writing to introduce you to PLEGA Healthcare, a 30-year leading provider of innovative medical equipment and assistive technology designed to enhance the independence and well-being of individuals with diverse mobility needs. With our range of adjustable beds, lift and recline chairs, and toilet lifters, we aim to revolutionize the way you support your clients in achieving optimal functionality and comfort.

At PLEGA Healthcare, we understand the vital role that occupational therapists play in helping individuals regain independence and improve their quality of life and why we are excited to introduce our range of products that align with your commitment to client-centered care and empowerment.

Attached to this email, you will find our comprehensive product catalog and we invite you to discover how our products can address the unique needs of your clients. Each product is thoughtfully designed with a focus on functionality, comfort, and style, ensuring that your clients receive the highest level of care and support.

As a NDIS registered provider and My Aged Care Home Package supplier, PLEGA is committed to delivering exceptional quality and service. We adhere to the highest industry standards, ensuring that our products are eligible for all funding requirements. Partnering with us allows you to access our extensive expertise, personalised consultations, and ongoing support to assist you in selecting the most suitable solutions for your clients.

We would be delighted to arrange a demonstration or provide additional information about our products and services. Our team of experts are ready to address any queries you may have and guide you through our range of solutions. Please feel free to schedule a consultation be it an in-home product assessment or a visit to our wonderful showroom.

Thank you for considering PLEGA Healthcare as your trusted partner in promoting independence, comfort, and improved quality of life for your clients. We look forward to the opportunity to collaborate and contribute to your clients' well-being.

**Warm regards,
PLEGA Healthcare**



PLEGA-Care Bed Ensemble

Hand Made in Italy, The PLEGA-Care Bed Ensemble adjustable base is light, flexible, and will quietly adjust to any desired position to help alleviate ailment and injury. This is due to its state-of-the-art German electronics that are integrated into the five-section bed frame itself, thus achieving the ultimate in smooth and precise movements.







Technical Specs:

- Floor to Top of Mattress: 55cm
- Floor to Top of Bed Base: 35cm
- Width Single: 90cm
- Width King Single Plus: 120cm
- Width Dual Queen: 160cm
- Width Dual King: 180cm
- User Weight: Up to 150kg
- Length: 203cm

The PLEGA-Care Bed Ensemble has been designed with the philosophy of a perfect partnership between mattress and bed base. The mattress production process ensures perfectly positioned cuts and pivot mechanisms to match the exact articulation points of the adjustable bed base. Combine this with the highest quality foam and density selection, these two elements work hand in hand to achieve the ultimate contour with each other and the body.




Options:

King Single Plus



Available in Dual Queen and Dual King Sizes







PLEGA-Med Homecare Hi-Lo

The PLEGA-Med Homecare Hi-Lo introduces a new and innovative concept of care in the home. A modular bedding system that is designed to grow and adapt to your developing needs. By consciously combining the two key elements of the PLEGA product philosophy, medical function, and modern aesthetics, the PLEGA-Med Homecare Hi-Lo will seamlessly fit into your home décor whilst providing you all the health benefits and independence of living in your own environment.





* PLEGA Bed Surrounds are an optional accessory



PLEGA
—



Technical Specs:

- Low Height (without Mattress): 35 cm

- High Height (without Mattress): 67cm

- From Floor to top of Mattress: 50cm

- From Floor to top of Bed Base: 35cm

- Width Single: 90cm

- Width King Single: 105cm

- User Weight: Up to 150kg

- Length: 203cm

The uniqueness of this system is that the top adjustable frame works completely independent of the bottom lift frame which means that at any time and dependent on the circumstances, you can;

1. Utilise extendable legs on the top adjustable frame to achieve three suitable heights.
2. Add a Hi-Lo lift frame with castors and attach multiple medical accessories.
3. Place two beds next to each other in the same bed surround.





Options:

Adjustable Bed Ensemble



Addition of Hi-Lo Module







PLEGA-Care SKYE Lift Chair

The release of our SKYE Chair is an exciting addition to the PLEGA product range. The SKYE Chair is aesthetically contemporary with its quality materials and detailed finish exceeding PLEGA's renowned performance and electronic standards.







Technical Specs:

- Seat (Height): 52cm

- Chair (Height): 115cm

- Armrest (Height): 72cm

- Chair (Width): 93cm

- Seat (Length): 90cm

- Recline (Length): 178cm

- User Weight: Up to 160kg

The PLEGA SKYE Lift Chair is electrically operated and offers maximum comfort and convenience to those suffering from mobility problems.



Options:




Beige



Bluestone



Black



The lift function will raise you up into a full standing position.

Great circulatory assistance and will aid release of pressure points around the shoulders, hips, knees, and heels.

The recline function will adjust you into a full resting position.





PLEGA
—

PLEGA-Med Ultra-Lo Bed

PLEGA is pleased to offer our new PLEGA-Med Ultra-Lo Bed with all the features of a low-low bed but without the columns to obstruct the view. Having a low height of 16cm to reduce the risk of falls or injuries and a raised height of 70cm to enable caregiving at a comfortable height, the PLEGA-Med Ultra-Lo Bed is designed for comfort and versatility.

A telescopic extending foot extension is built into every bed with simple push button locking. Removable head and foot panels are also standard.

Trendelenburg and reverse Trendelenburg positions are featured on all beds.

The PLEGA-Med Ultra-Lo Bed is available in Single and King Single sizes.







Technical Specs:

- Low Height: 16 cm
- High Height: 69.5 cm
- Backrest Angle: 0 – 70 Degrees
- Knee bend – Thigh frame: 0 – 38 Degrees
- Knee bend – Calf frame: 0 – 25 Degrees
- Trendelenburg: 18 Degrees
- Reverse Trendelenburg 18 Degrees
- Safe Working Load: 200 kg
- Weight / Mass: 80 kg
- Foot extension: 18 cm
- Castors Twin wheel 7.5 cm x 8



Options:


- Assist Bed Rail
- Timber Head & Foot Panels



PLEGA-Med
Latex Mattress



PLEGA-Med
High Pressure
Care Mattress



PLEGA-Med RYSE Lift Chair

Sit, snooze, recline, and relax.
The PLEGA-Med RYSE Lift Chair is ideal for aiding aches and pains and coping with more severe ailments and mobility issues. This chair comes in two sizes to accommodate different body types. Standard and Plus are sized small and large respectively, available in fabric with a number of colours to choose from.







Technical Specs:

- Fabric: 87% Polyester, 10% Viscose 3% Nylon
- Fabric Weight: 370g/m²

STANDARD

- Seat Height: 52cm
- Seat Width: 53cm
- Seat Depth: 51cm
- Load: 135kg
- Motor: Single

PLUS

- Seat Height: 53cm
- Seat Width: 60cm
- Seat Depth: 57cm
- Load: 180kg
- Motor: Double



Options:



Grey



Lightblue



Darkblue







PLEGA-Med RYSE Smart Toilet Lifter

The RYSE Smart Toilet Lifter is a groundbreaking medical device designed to provide a more comfortable and hygienic toilet experience for individuals with mobility issues or disabilities. With its intelligent lifting mechanism and backrest this multifunctional toilet lifter is the perfect addition to any medical facility or home healthcare environment. Its professional design and range of functional selections provide unparalleled comfort and convenience for individuals with mobility challenges, making it the ideal solution for those recovering from surgery or injury. Upgrade your bathroom with the PLEGA-Med RYSE Smart Toilet Lifter and give yourself the care and comfort you deserve.






Technical Specs:

- Battery + Direct plug in power Lifting
- Length: 60.6cm
- Width: 52.5cm
- Height: 71cm
- Cushion Lifting Height Front end:
58cm ~ 60cm (above ground)
- Cushion Lifting Height Rear end:
79.5cm ~ 81.5cm (above ground)
- Lifting Angle: 0~33° (max)
- Seat Ring Bearing: 200kg
- Armrest Bearing: 100kg
- Charging Voltage: 110 ~ 240V
- Working Voltage: 24V Lithium Battery
- Waterproof Grade: IP44
- Packing Size: 68*60*57cm



Options:







Accessories

PLEGA Pillows



THE INNOVATIVE FOAM FOR MAXIMUM COMFORT

Made of fresh Memory Fresh Blue and Soy Memory Touch, two hypoallergenic and dermatologically tested materials that comply with the strictest international standards. The Dream Memory Blue soap-shaped pillow guarantees an ideal climate every season, reducing pressure points between the head and neck thanks to the innovative “checkered” pattern.

DUO CLIMA COVER: COOL AND BREATHABLE


The external cover of the pillow is made with special MicroTencel® fabric: an innovative natural fiber that regulates temperature for maximum comfort during all seasons. The Duo Clima cover can be easily machine washed at a temperature of 60° C.

The special Duo Clima cover perfectly adapts to the pillow’s shape and can be turned up-side-down according to the season: the grey side is made in Fresh MicroTencel® fabric, the white side is made in Basic MicroTencel® fabric.

PLEGA Memory Fresh Overlay

The PLEGA Memory Fresh Overlay is an innovative mattress overlay designed to provide a comfortable and restful sleep. Made with high-quality memory foam, the overlay offers pressure relief and contouring support to help alleviate common sleep issues like back pain and stiffness. The overlay also features a cooling technology that dissipates heat and moisture, ensuring a cool and dry sleeping environment throughout the night. With its breathable and hypoallergenic cover, the PLEGA Memory Fresh Overlay is a perfect solution for anyone looking to upgrade their sleeping experience and wake up feeling refreshed and energized.





VISIT OUR SHOWROOM

1 Kerr Court, Rowville VIC 3178

CONTACT US

1800 648 648



PLEGA



@plegahealthcare



Plega Healthcare



Plega Healthcare



info@plega.com.au

plega.com.au



PLEGA